

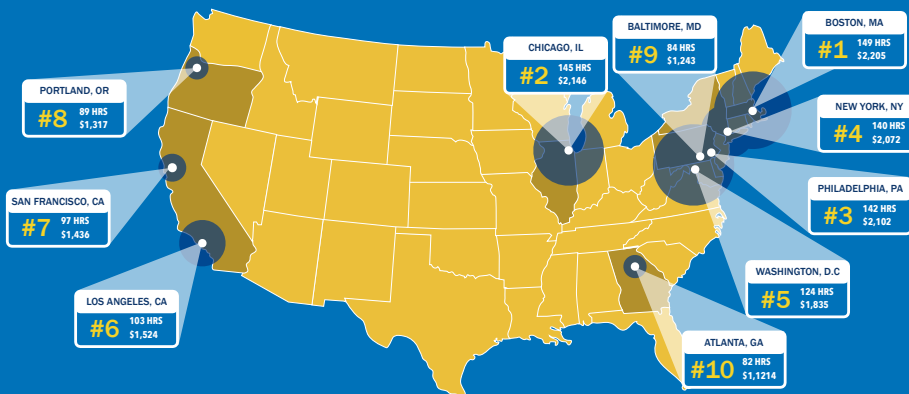
2019 GLOBAL TRAFFIC SCORECARD

The INRIX 2019 Traffic Scorecard is an analysis of congestion and mobility trends in more than 975 cities in 43 countries.

For the complete Global INRIX 2019 Traffic Scorecard visit INRIX.com/scorecard

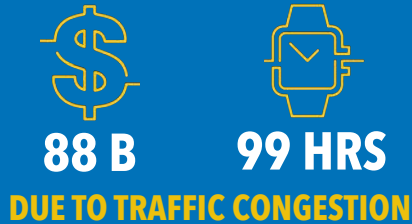


THE MOST CONGESTED CITIES IN THE U.S.



(BASED ON HOURS & MONEY LOST DUE TO TRAFFIC ANNUALLY)

AMERICAN DRIVERS LOST:



MAJOR CONGESTION IMPROVEMENT IN

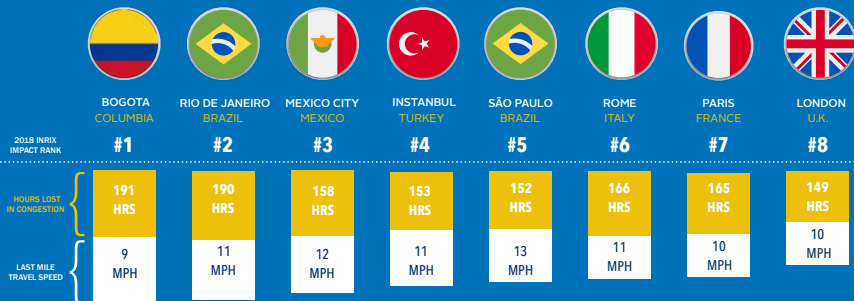
WASHINGTON D.C

11%

IMPROVEMENT FROM 2018 TO 2019



THE MOST CONGESTED CITIES IN THE WORLD



(BASED ON HOURS LOST TO TRAFFIC & INTERCITY LAST-MILE TRAVEL TIME/SPEED)

INRIX is the global leader in connected car services and mobility analytics. Leveraging big data and the cloud, INRIX delivers comprehensive services and solutions to help move people, cities and businesses forward.

To learn more visit INRIX.com